



Arakawa City



Arami Arabou

How to separate and put out recyclables, plastics, and garbage

Recyclables
Plastic
Garbage
collection days
P. 1-P. 2

Recyclables
Plastic
How to put out
garbage
P. 3-P. 15

Large amounts of
garbage
Animal carcasses
P. 16

Other recyclable
collection
projects
P. 17-P. 22

Items that cannot
be collected by
the city
P. 23-P. 24

Illegal dumping
Commercial waste
P. 25

Recyclables
Plastic
Garbage
separation
P. 26-P. 32

To reduce waste
P. 33

Response during
disasters and
bad weather
P. 34

Facility guide
and inquiry list
P. 35



- ★ Please dispose of garbage in the designated place and on the designated day.
- ★ Please separate your garbage correctly before disposal.
- ★ Please put your garbage out by 8:00 AM on the day of collection. If you put it out the night before, it can cause fires or encourage animals, such as crows, to scatter recyclables and garbage.

Please fill in the collection days for your area in the space below

Items to be disposed of at recyclable collection sites

- Please put out your recyclables by 8:00 AM at the "recyclable collection site."



Bottles and cans
Recyclable paper
(such as newspapers)

Recyclable cloth
and fabric
(Clothes, towels, etc. that
are in wearable condition)

PET bottles
Food trays

Items to be put out at the collection point

- Please put out your garbage at the "collection point" by 8:00 AM.



Burnable waste
(combustible waste)

Every ,

Plastic

Every week

Non-burnable waste (incombustible
waste)

Twice a month
The ,

Oversize garbage *Application required

Waste such as home
appliances and household
goods over 30 cm

[Oversize Garbage Reception Center]

☎ 03-6420-3353

*Excluding the year-end and New Year holidays,
from 8:00 AM to 7:00 PM

*Phone lines are usually busy the day after a holiday

*Please be careful not to dial the wrong phone number



Online applications
can be made using the
QR code to the left
*Available 24 hours
a day

SUSTAINABLE DEVELOPMENT GOALS





Collection dates for "Recyclables, Plastics, and Waste"

Check the separation and collection dates for
"Recyclables, Plastics, and Waste" on LINE



Arakawa City has opened an official LINE account to provide information on matters closely related to daily life, such as how to separate "Recyclables, Plastics, and Waste." To receive information, you need to add as a friend on LINE. Please review the terms of use when using LINE. For registration methods, please check the QR code on the right.



Please scan the QR code on the left

Collection dates for "Recyclables, Plastics, and Waste"

About plastics ☎ 03-5692-6697 (Awareness/Education Section)

About waste ☎ 03-3892-4671 (Operations Section)

Area		Plastic Once a week, days of the week	Burnable waste Twice a week, days of the week	Non-burnable waste Twice a month, days of the week
Minamitsenju	1-chome, 6-chome	Wednesday	Monday, Thursday	1st and 3rd Fridays
	2-chome, 5-chome	Wednesday	Monday, Thursday	2nd and 4th Fridays
	3-chome, 4-chome, 7-chome	Wednesday	Monday, Thursday	2nd and 4th Fridays
	Please contact us about collection for large apartment complexes in 3-chome, 4-chome, and 7-chome. Please contact us about collection for 8-chome.			
Arakawa	1-chome 1 to 1-chome 39	Wednesday	Monday, Thursday	1st and 3rd Fridays
	1-chome 40 to 1-chome 58	Saturday	Monday, Thursday	1st and 3rd Tuesdays
	2-chome, 4-chome	Saturday	Monday, Thursday	2nd and 4th Tuesdays
	3-chome	Saturday	Monday, Thursday	1st and 3rd Tuesdays
	5-chome, 6-chome	Tuesday	Wednesday, Saturday	2nd and 4th Mondays
	7-chome	Saturday	Monday, Thursday	2nd and 4th Tuesdays
Machiya	1-chome	Saturday	Monday, Thursday	2nd and 4th Tuesdays
	2-chome to 4-chome	Thursday	Tuesday, Friday	2nd and 4th Saturdays
	5-chome to 7-chome	Thursday	Tuesday, Friday	1st and 3rd Saturdays
	8-chome 1 to 8-chome 19	Saturday	Monday, Thursday	1st and 3rd Saturdays
Higashi-ogu	8-chome 20 to 8-chome 22	Saturday	Monday, Thursday	2nd and 4th Tuesdays
	1-chome 1, 1-chome 3, 1-chome 4	Tuesday	Wednesday, Saturday	2nd and 4th Mondays
	1-chome 2, 1-chome 5 to 1-chome 37	Tuesday	Wednesday, Saturday	1st and 3rd Mondays
	2-chome 1 to 2-chome 4	Tuesday	Wednesday, Saturday	2nd and 4th Mondays
	2-chome 5 to 2-chome 49	Tuesday	Wednesday, Saturday	1st and 3rd Mondays
	3-chome 1	Tuesday	Wednesday, Saturday	2nd and 4th Mondays
	3-chome 2 to 3-chome 37	Tuesday	Wednesday, Saturday	1st and 3rd Mondays
	4-chome, 5-chome	Monday	Tuesday, Friday	1st and 3rd Wednesdays
	6-chome	Thursday	Tuesday, Friday	2nd and 4th Saturdays
7-chome, 8-chome	Thursday	Tuesday, Friday	1st and 3rd Saturdays	

Area		Plastic Once a week, days of the week	Burnable waste Twice a week, days of the week	Non-burnable waste Twice a month, days of the week
Nishi-ogu	1-chome 1 to 1-chome 18	Monday	Tuesday, Friday	1st and 3rd Wednesdays
	1-chome 19 to 1-chome 33	Monday	Tuesday, Friday	2nd and 4th Wednesdays
	2-chome 1 to 2-chome 29, 2-chome 35 to 2-chome 37	Monday	Tuesday, Friday	1st and 3rd Saturdays
	2-chome 30 to 2-chome 34, 2-chome 38	Monday	Tuesday, Friday	2nd and 4th Wednesdays
	3-chome 1 to 3-chome 20	Thursday	Tuesday, Friday	1st and 3rd Saturdays
	3-chome 21 to 3-chome 26	Monday	Tuesday, Friday	1st and 3rd Saturdays
	4-chome, 5-chome	Monday	Tuesday, Friday	2nd and 4th Wednesdays
Higashi-Nippori	6-chome	Monday	Tuesday, Friday	1st and 3rd Fridays
	7-chome, 8-chome	Monday	Tuesday, Friday	2nd and 4th Thursdays
	1-chome 1 to 1-chome 18	Wednesday	Monday, Thursday	1st and 3rd Fridays
	1-chome 19 to 1-chome 42	Friday	Wednesday, Saturday	2nd and 4th Thursdays
	2-chome to 4-chome	Friday	Wednesday, Saturday	2nd and 4th Thursdays
	5-chome 1 to 5-chome 39, 5-chome 42 to 5-chome 47	Friday	Wednesday, Saturday	2nd and 4th Thursdays
	5-chome 40, 5-chome 41, 5-chome 48 to 5-chome 55	Friday	Wednesday, Saturday	1st and 3rd Tuesdays
Nishi-Nippori	6-chome	Saturday	Wednesday, Saturday	1st and 3rd Thursdays
	1-chome	Saturday	Monday, Thursday	1st and 3rd Tuesdays
	2-chome 1 to 2-chome 54	Friday	Wednesday, Saturday	1st and 3rd Thursdays
	2-chome 55 to 2-chome 58	Tuesday	Wednesday, Saturday	2nd and 4th Mondays
	3-chome, 4-chome	Tuesday	Wednesday, Saturday	1st and 3rd Thursdays
	5-chome 1 to 5-chome 13, 5-chome 16, 5-chome 26 to 5-chome 28	Friday	Wednesday, Saturday	2nd and 4th Mondays
	5-chome 14, 5-chome 15, 5-chome 18 to 5-chome 25, 5-chome 29 to 5-chome 38	Tuesday	Wednesday, Saturday	2nd and 4th Mondays
6-chome	Tuesday	Wednesday, Saturday	2nd and 4th Mondays	

*The year-end and New Year holidays (December 31 to January 3) differs from the above. Please refer to the signage at the collection point.



**Recyclables, plastics, and garbage must be put out
by 8:00 AM on collection days!!**

Please refrain from putting out recyclables, plastics, and garbage the day before collection, at night, or on non-collection days (such as Sundays and year-end/New Year) as it may be subject to damage from fire or crows. Also, please be aware that collection times may be earlier due to road conditions.

Recyclable collection day



Collection day and site

- The collection days can be viewed on the Arakawa City website. Please check the QR code on the right. You can also receive this information by phone.
- Please confirm the collection site with your neighbors or the landlord, or contact the Awareness/Education Section (☎ 03-5692-6697).



For the recyclable collection days, please check the QR code above.

Recommended

We will respond with the collection days and sites via email.

- If you are unsure about the recyclable collection days or sites, please send an email with your address to the Awareness/Education Section. We will reply with the address of the map that lists the recyclable collection days and sites.

***Please ensure your email is set to receive reply emails.**



To: gomigenryo @city.arakawa.lg.jp

Message body: Please include your address (including building name).

[Example] Subject: Inquiry about recyclable collection

Message body: ○○-○, ABC Apartment, Machiya

Contact Form



*What specific days are the collection days like "1st and 3rd Monday" or "2nd and 4th Tuesday" ?

Questions about the recyclable collection days and garbage collection days.



What specific days are the collection days like "1st and 3rd Monday" or "2nd and 4th Tuesday"?

○月

Sunday	Monday	Tuesday	Wednesday	Thursday	Friday	Saturday
				1	2	3
4	5	6	7	8	9	10
11	12	13	14	15	16	17
18	19	20	21	22	23	24
25	26	27	28	29	30	31

"1st and 3rd" refers to the first and third weekdays of that month (■).

"2nd and 4th" refers to the second and fourth weekdays of that month (■).

*There is no collection on the fifth weekday.

Using this calendar as an example, "1st and 3rd Monday" means the 5th (Monday) and the 19th (Monday), and "2nd and 4th Tuesday" means the 13th (Tuesday) and the 27th (Tuesday).



Recyclables
Plastic
Garbage
collection days
P. 1-P. 2

Recyclables
Plastic
How to put out
garbage
P. 3-P. 15

Large amounts of
garbage
Animal carcasses
P. 16

Other recyclable
collection
projects
P. 17-P. 22

Items that cannot
be collected by
the city
P. 23-P. 24

Illegal dumping
Commercial waste
P. 25

Recyclables
Plastic
Garbage
separation
P. 26-P. 32

To reduce waste
P. 33

Response during
disasters and
bad weather
P. 34

Facility guide
and inquiry list
P. 35

Recyclable · plastic · waste how to dispose



If you're unsure about separating recyclables, plastics, and garbage, first consider whether it is "recyclable or not."

Recyclables

Bottles and cans PET bottles	See p. 4	  
Recyclable paper (Newspapers, magazines, cardboard, etc.)	See p. 5-6	  
Styrofoam Food trays	See p. 7	 <p>[Trays that can be recycled]</p> <ul style="list-style-type: none"> • It makes a cracking sound when folded. • A toothpick can easily pierce through it.
Recyclable cloth and fabric (Clothes, towels, etc. that are in wearable condition)	See p. 8	  



Items that do not fall under the above types of recyclables

Plastic

See p. 9



[Applicable plastics]

- Items with a plastic mark
- Items made entirely of plastic



Items that do not fall under the above types of plastics

Waste

Burnable waste (Combustible waste)	See p. 11	  
Non-burnable waste (Incombustible waste)	See p. 12	   
Other waste	See p. 13 and following	  

When disposing of recyclables, plastics, and waste...

- ★ Please separate recyclables, plastics, burnable waste, and non-burnable waste correctly before disposal.
- ★ Please dispose of garbage in the designated place and on the designated day.
- ★ Please put your garbage out by 8:00 AM on the day of collection. If you put it out the night before, it can cause fires or encourage animals, such as crows, to scatter recyclables and garbage.

Bottles, cans, and PET bottles

Recyclables
Plastic
Garbage
collection days
P.1-P.2

Recyclables
Plastic
How to put out
garbage
P.3-P.15

Large amounts of
garbage
Animal carcasses
P.16

Other recyclable
collection
projects
P.17-P.22

Items that cannot
be collected by
the city
P.23-P.24

Illegal dumping
Commercial waste
P.25

Recyclables
Plastic
Garbage
separation
P.26-P.32

To reduce waste
P.33

Response during
disasters and
bad weather
P.34

Facility guide
and inquiry list
P.35

Time and site for disposal

- Please put out your recyclables at the designated recyclable collection site between early morning and 8:00 AM on the day of recyclable collection.
- Do not put out recyclables on the day before the collection day or after collection.

How to put out items for collection

- Please place items directly into the containers and nets at the recyclable collection site.

(1) Remove labels and caps

*Please dispose of removed labels, etc. as **plastic** waste



(2) Rinse lightly inside



(3) Put the item out at the recyclable collection site

*Please **crush** PET bottles



*Do not put items out while still in a bag; please place items directly into the net. Also, please take your bag back with you.

*If there is a shortage of recyclable collection containers or nets, please contact the Awareness/Education Section (☎ 03-5692-6697).

Items that can be collected as recyclables are those for food and drink



Do not put these out for collection!



Bottles of chemicals
and cosmetics
Non-burnable waste



Spray can
Non-burnable waste



Colored PET bottles
Non-burnable waste



Plastic containers : **burnable waste**
*If washed, it can be disposed of as plastic
Bottle containers : **non-burnable waste**

Recyclable paper

Newspapers, magazines, cardboard, miscellaneous paper, etc.



Time and site for disposal

- Please put out your recyclables at the designated recyclable collection site between early morning and 8:00 AM on the day of recyclable collection.
- Do not put out recyclables on the day before the collection day or after collection.



How to put out items for collection

- Please sort the items into five categories and tie them securely with string before putting them out.



Classification of recyclable paper

Newspapers



Inserts can be put out with newspapers.

Magazines



Weekly magazines, hardcover books, paperback books, dictionaries, catalogs, etc.

Cardboard



Remove tape and delivery slips and sort into the **burnable waste**.

Paper cartons



- Please lightly wash and open it out for collection.
- Items with aluminum (silver) on the back should be sorted into the **burnable waste**.

Miscellaneous paper




Please put miscellaneous paper in a paper bag or sandwich it between magazines.

*For more details, please refer to the next page



Disposal points to note

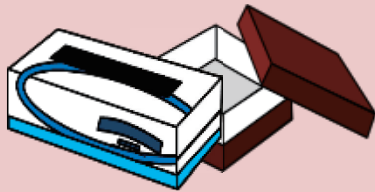
- ✗ Please do not use adhesive tape such as duct tape when bundling recyclable paper.
- ✗ Please do not bundle old paper in plastic bags.
- ✗ Please do not put old paper in cardboard boxes when putting it out for collection.



? What is "miscellaneous paper"?



"Miscellaneous paper" is also recyclable



Paper boxes for snacks, tissues, etc.


*Parts made of vinyl and similar materials should be separated into **plastic** waste.
*Make sure to fold it



Materials such as catalogs and brochures



Memo paper, copy paper



Wrapping paper



Backing materials for dress shirts, etc.



Paper bags

*Remove if the handle material is not paper and sort into the **burnable waste**



Toilet paper and plastic wrap cores



This is **burnable waste**.

If these are mixed in, they will cause stains on recycled paper, making it unusable.

Processed paper



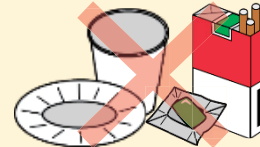
Delivery slips



Receipts, thermal paper



Stuffing for shoes and bags



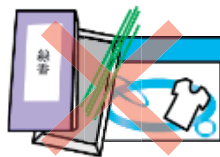
Paper processed with waterproofing or metal films



Paper soiled with oil, etc.



Disposable diapers



Paper with strong odors (boxes of detergents, incense, etc.)



Recyclables
Plastic
Garbage
collection days
P.1-P.2

Recyclables
Plastic
How to put out
garbage
P.3-P.15

Large amounts of
garbage
Animal carcasses
P.16

Other recyclable
collection
projects
P.17-P.22

Items that cannot
be collected by
the city
P.23-P.24

Illegal dumping
Commercial waste
P.25

Recyclables
Plastic
Garbage
separation
P.26-P.32

To reduce waste
P.33

Response during
disasters and
bad weather
P.34

Facility guide
and inquiry list
P.35

Styrofoam food trays

Time and site for disposal

- Please put out styrofoam food trays at the designated recyclable collection site between early morning and 8:00 AM on the day of recyclable collection
- Do not put out recyclables on the day before the collection day or after collection.

How to put out items for collection

- Please place items directly into the net at the recyclable collection site.

(1) Remove the wrapping or stickers

*The removed wrapping should be disposed of as **plastic waste**.

*Dirty items should be disposed of as **burnable waste**.

(2) Rinse lightly inside

(3) Put the item out at the recyclable collection site



*Even if it has a plastic mark, "styrofoam food trays" will be collected as "recyclables."

*Do not put items out while still in a bag; please place items directly into the net. Also, please take your bag back with you.

*If there is a shortage of resource collection containers or nets, please contact the Awareness /Education Section (☎ 03-5692-6697).




How to identify recyclable food trays and criteria



It makes a cracking sound when folded



A toothpick can easily pierce through it



Colored trays are also eligible for collection



This is plastic.



Plastic containers labeled with a "plastic mark"



Styrofoam used as cushioning material, such as packing materials



Please check pp. 9 and 10.



Recyclable cloth and fabric (clothes, towels, etc. that can still be worn)

Recyclables
Plastic
Garbage
collection days
P.1-P.2

Time and site for disposal

- Please put out styrofoam food trays at the designated recyclable collection site between early morning and 8:00 AM on the day of recyclable collection
- Do not put out recyclables on the day before the collection day or after collection.

Recyclables
Plastic
How to put out
garbage
P.3-P.15

Large amounts of
garbage
Animal carcasses
P.16

How to put out items for collection

***Recyclable cloth and fabric cannot be put out during rain or snow**

- Place old cloth in a transparent bag, label the bag as "古布" (meaning "old cloth" in Japanese), and put it out for collection.

Other recyclable
collection
projects
P.17-P.22

Items that cannot
be collected by
the city
P.23-P.24

(1) Check if it can be worn as is



Please do not cut recyclable cloth and fabric

(2) Wash socks and undergarments



(3) Place old cloth in a transparent bag, label the bag as "古布" (meaning "old cloth" in Japanese), and put it out at the collection site.



***Please leave decorations such as buttons and belts attached**

***Old cloth cannot be put out during rain or snow**

Illegal dumping
Commercial waste
P.25

Recyclables
Plastic
Garbage
separation
P.26-P.32

To reduce waste
P.33

Response during
disasters and
bad weather
P.34

Facility guide
and inquiry list
P.35

Items that can be put out are clothes and fabrics that can still be used



Clothes



Towels, towel blankets,
curtains, blankets



Kimono

***Items like down jackets and cushions that contain cotton or similar materials are not eligible for collection**



This is garbage



Futons, carpets, bed pads, and products containing cotton or similar materials



Shoes, bags



Dirty or torn items

Products made mostly of fabric or leather...**burnable waste**
Products made mostly of metal...**non-burnable waste**
Products over 30cm, such as futons...**oversize garbage**



Plastic

Time and site for disposal

- Please put out plastic at the designated collection point between early morning and 8:00 AM on the day of plastic waste collection.
- Do not put out plastic on the day before the plastic collection day or after collection.

Applicable plastics

(1) Plastic containers and packaging (plastic packaging waste)

*Items with a plastic mark (♻️)

Films and plastic bags

Plastic bags for frozen foods, snacks, etc., and films for medicine tablets, etc., can be disposed of as **plastic** if they have a plastic mark (♻️), even if they have aluminum on them.



Bottle labels



Plastic shopping bags



Bags for frozen foods, snacks, etc.



Bags for refills, etc.



Films for medicine tablets, etc.



Food packaging

Containers, cups, packs, caps, styrofoam, etc. used as cushioning material



Containers for seasonings, etc.



Containers for detergents, etc.



Egg cartons




Bento containers and cup noodle containers



Other plastic containers



Caps for containers, etc.



Styrofoam, etc. used as cushioning material

(2) Product plastics *Items made entirely of plastic



Plastic wrap



Toy



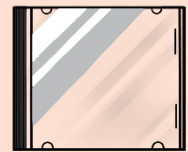
Storage containers



Plastic clothes hangers
*Those with no metal parts



Toothbrushes



CD and DVD cases
*Discs are considered as burnable waste.



"PET bottles" and "styrofoam food trays" should be taken to the "recyclable collection site"!

- Please dispose of PET bottles and styrofoam food trays at the recyclable collection site. For detailed disposal instructions, please refer to "p. 4 (PET bottles)" and "p. 7 (styrofoam food trays)."

“Prohibited items” that cannot be disposed of as plastic

Medical plastics, razors, lighters, batteries, knives, heated cigarettes, and electronic devices are called “prohibited items” because they pose a danger when handling them at intermediate treatment facilities and recycling plants.

Never mix prohibited items with plastic. Please note that medical plastics are not subject to collection, even if they bear the plastic mark.



Medical plastics such as inhalers, nasal drops, pen syringes, and syringes

Knives

Lighter

Batteries

Heated cigarettes

Electronic devices

Recyclables
Plastic
Garbage
collection days
P.1–P.2

Recyclables
Plastic
How to put out
garbage
P.3–P.15

Large amounts of
garbage
Animal carcasses
P.16

Other recyclable
collection
projects
P.17–P.22

Items that cannot
be collected by
the city
P.23–P.24

Illegal dumping
Commercial waste
P.25

Recyclables
Plastic
Garbage
separation
P.26–P.32

To reduce waste
P.33

Response during
disasters and
bad weather
P.34

Facility guide
and inquiry list
P.35

How to put out items for collection


- Please rinse off dirt lightly with water.

- You don't need to wash with detergent.

*For items that cannot be cleaned, please dispose of them as **burnable waste**.

Can be put out for collection as plastic waste!

Cannot be put out for collection as plastic waste!



No coloring, no oil, and sparkling clean!



Coloring and oil are present, but it has been rinsed!



Liquid remains, not washed.



Both liquid and ingredients are left.



- Please place it in a bag with the contents visible and tie it shut before putting it out for collection.

- Do not double-bag for disposal.

- Products with one side exceeding 30 cm (such as storage boxes) are classified as **oversize garbage**.



Frequently Asked Questions

- What kind of bag should I use to dispose of waste?

⇒ Please use transparent shopping bags or commercially available garbage bags, just like you would for burnable waste.

- Can items with non-plastic parts be disposed of as plastic?

⇒ Even if most of it is made of plastic, if metal parts cannot be removed, please dispose of it as **burnable waste**.

- Should I remove the stickers (like price tags) on lunch containers?

⇒ Please remove them as much as you can. It's okay if non-removable stickers remain attached.

Burnable waste (combustible waste)

Time and site for disposal

- Please put out burnable waste at the designated collection point between early morning and 8:00 AM on the day of burnable waste collection.
- Please do not put burnable waste out the day before the collection day or after collection.

How to put out items for collection

**If you are disposing of a large amount (more than 3 bags of 45 liters each), prior application is required. For details, see p. 16*

- Please place it in a bag with the contents visible and tie it shut before putting it out for collection.

Burnable waste (examples)

Food waste



POINT!

Please drain it well.

Small amounts of branches, leaves, and flowers



Cooking oil



POINT!

Please soak it in paper or solidify it with a coagulant.
*Vegetable cooking oil is also collected as a recyclable.
For details, see p. 18

Paper products



POINT!

Please remove any solid waste.

Dirt cannot be removed

Plastic products



- If something cannot be cleaned by rinsing it lightly with water, please dispose of it as **burnable waste**.
- If the stains have been rinsed with water and removed, the plastic can be put out as **plastic waste**.

*Refer to pp. 9-10 for how to dispose of plastics.

Clothing and fabric items



*Clothing that can still be worn is also collected as a recyclable resource.
For details, see p. 8

Rubber and leather products



POINT!

Cut hoses into pieces of 30 cm in length or shorter.



Check when putting garbage out for disposal!

Oversize Garbage Reception Center Online application



- ◎ Is the size of the item smaller than 30 cm in size? Items exceeding 30 cm are considered **oversized garbage**. Please apply to the Oversized Garbage Reception Center.

[Oversize Garbage Reception Center] ☎ 03-6420-3353 For details, please check p. 14.

**Please be careful not to dial the wrong phone number*

- ◎ Remove metal parts as much as possible, and dispose of them as **non-burnable waste**.

Non-burnable waste (incombustible waste)

Recyclables
Plastic
Garbage
collection days
P. 1-P. 2

Time and site for disposal

- Please put out non-burnable waste at the designated collection point between early morning and 8:00 AM on the day of non-burnable waste collection.
- Do not put out non-burnable waste on the day before the collection day or after collection.

Recyclables
Plastic
How to put out
garbage
P. 3-P. 15

How to put out items for collection

**If you are disposing of a large amount (more than 3 bags of 45 liters each), prior application is required.*

- Please place it in a bag with the contents visible and tie it shut before putting it out for collection.

Large amounts of
garbage
Animal carcasses
P. 16

Other recyclable
collection
projects
P. 17-P. 22

Non-burnable waste (examples)

Metals, ceramics, fluorescent tubes, etc., included in non-burnable waste are recycled as resources after collection.

Glass and ceramics



POINT!

Wrap in paper, and label as "危険" (dangerous in Japanese).

Spray can




*Please do not puncture these items as they are dangerous.

POINT!

Use up the contents, place in a separate bag, and label as "危険" (dangerous in Japanese).

Light bulbs, disposable heat packs, aluminum foil, dry batteries*



*See p. 13

POINT!

Please place light bulbs in paper cases, etc., to prevent breakage.
*Fluorescent tubes are also collected as recyclables.
For details, see p. 18

Items that cannot
be collected by
the city
P. 23-P. 24

Illegal dumping
Commercial waste
P. 25

Recyclables
Plastic
Garbage
separation
P. 26-P. 32

To reduce waste
P. 33

Response during
disasters and
bad weather
P. 34

Facility guide
and inquiry list
P. 35

Empty cosmetics containers



Knives and scissors



POINT!

Wrap in thick paper and label as "危険" (dangerous in Japanese).

Metals

Umbrellas, pots, small household appliances 30 cm or less



*Some small home appliances are also collected as recyclables.
For details, see p. 17

Dispose of batteries properly!!



For details, please check p. 13.

- Batteries must be disposed of differently depending on the type. Incidents of serious accidents such as fires in cleaning vehicles and processing facilities are increasing due to incorrect disposal methods.
- Dry batteries and coin batteries are "non-burnable waste", while special batteries like button batteries should be placed in the "collection boxes installed at cooperating collection stores", and small rechargeable batteries (like lithium-ion batteries) should be disposed of using the "city collection boxes".

Batteries



Batteries can be classified into those that can be disposed of as non-burnable waste at collection points and those that cannot.

Please check the following for each type. **Absolutely do not dispose of as recyclable, plastics, or burnable waste.** For items whose disposal method is unclear or products with non-removable batteries, please contact the Operations Section (☎ 03-3892-4671). (Additional costs may apply)

The disposal method for batteries varies by type



The battery must be isolated before disposal.

Due to the possibility of ignition please wrap it in tape or other material to ensure isolation.

Batteries that can be disposed of as non-burnable waste

- Dry batteries (only those without mercury)
- Alkaline batteries, manganese batteries, etc.
- Coin-type lithium batteries
*Model numbers BR or CR



Types of batteries and examples of isolation treatment.

[Cylindrical] [Coin-shaped] [Puck-shaped]



How to distinguish between coin batteries and button batteries

Coin battery



Button battery



Other batteries

- ◎ Button batteries *Model numbers SR, PR, LR
→ “collection boxes installed at cooperating collection stores”
- ◎ Small rechargeable batteries *Lithium-ion batteries, nickel-metal hydride batteries, nickel-cadmium batteries
→ “Collection boxes installed at cooperating collection stores” or “collection boxes at city facilities”
- ◎ Products with built-in small rechargeable batteries
→ “Collection boxes at city facilities”

*For details on “collection boxes installed at cooperating collection stores” please check the QR code on the right.



For details on the “collection boxes at city facilities”, please see p. 17.



Smoke and fire are often caused by ignition sources such as small rechargeable batteries!

What are lithium-ion batteries?

These are batteries used as mobile batteries for smartphones, heated tobacco, electronic devices, etc.

Mobile batteries, heated tobacco, and other electronic devices containing lithium-ion batteries are being discarded as garbage, crushed by cleaning trucks or factories, leading to an increase in fire incidents.

Once electronic devices containing lithium-ion batteries catch fire, they are difficult to extinguish. To prevent fire incidents, please dispose of batteries properly.



For inquiries about electric-assist bicycle batteries, please contact the retail shop.

In principle, inquiries about small rechargeable batteries used in electric-assist bicycles should be made at the retail shop (bicycle shops, mass retailers, home centers, etc.).



Oversize garbage *Application is required

Oversize garbage refers to garbage that exceeds 30 cm on one side.

Disposing of oversize garbage requires a paid application. Apply to the Oversize Garbage Reception Center via the online or ☎ 03-6420-3353.

*Please be careful not to dial the wrong phone number

Purchase oversize garbage disposal tickets issued by Arakawa City equivalent to the processing fee, attach them to the oversize garbage, and put it out by 8:00 AM on the collection day.

*Oversize garbage disposal tickets can be purchased at convenience stores within the city.

*Items exceeding 50 kg in weight cannot be collected.



Flow from application to collection

(1) Apply for collection at the Oversize Garbage Reception Center

Please apply to the Oversize Garbage Reception Center online or by phone.



[Oversize Garbage Reception Center]

☎ 03-6420-3353

*Excluding the year-end and New Year holidays, from 8:00 AM to 7:00 PM

*Phone lines are usually busy the day after a holiday

*Please be careful not to dial the wrong phone number



Online applications can be made using the QR code on the left

*Available 24 hours a day

(2) Purchase the oversize garbage disposal tickets issued by Arakawa City

*Oversize garbage disposal tickets from other cities cannot be used



Please purchase oversize garbage disposal tickets equivalent to the processing fee indicated at the time of application.

Oversize garbage disposal tickets are sold at stores displaying the sign of [Oversize Garbage Disposal Ticket Handling Stores] within Arakawa City, as well as at convenience stores in the area.

(3) Put the oversize garbage out on the designated collection day specified at the time of application

*Please do not put the oversize garbage out the day before collection



Write your name or the 4-digit reception number (provided at the time of application) and the collection day on the purchased oversize garbage disposal ticket, attach it to the oversize garbage, and put it out at the designated location by 8:00 AM on the collection day.

Please remove small rechargeable batteries (such as lithium-ion batteries) before disposal.

Assistance program for oversize garbage collection (for details, please check P. 15.)

In Arakawa City, we offer reductions or exemptions for oversize garbage disposal fees for specific individuals.

Additionally, for those who find it difficult to remove oversize garbage themselves and have no relatives in the city, we provide assistance for removing oversize garbage.

*There may be cases where you do not qualify.

Recyclables
Plastic
Garbage
collection days
P.1-P.2

Recyclables
Plastic
How to put out
garbage
P.3-P.15

Large amounts of
garbage
Animal carcasses
P.16

Other recyclable
collection
projects
P.17-P.22

Items that cannot
be collected by
the city
P.23-P.24

Illegal dumping
Commercial waste
P.25

Recyclables
Plastic
Garbage
separation
P.26-P.32

To reduce waste
P.33

Response during
disasters and
bad weather
P.34

Facility guide
and inquiry list
P.35

Reductions for oversize garbage disposal fees and assistance for removing oversize garbage

For inquiries
☎ 03-3892-4671
(Operations Section)



Reduction or exemption of oversize garbage disposal fees

If you meet the following conditions, you can receive a reduction or exemption from oversize garbage disposal fees. Please apply by phone to the Oversize Garbage Reception Center (☎ 03-6420-3353) and submit your application for reduction or exemption.

After applying, a fee reduction application form will be mailed to you from the Oversize Garbage Reception Center. Fill out the necessary information on the application form, attach the proof of the reason for reduction, and send it by mail or bring it to the Cleaning and Recycling Office. After receiving the documents, we will provide you with oversize garbage disposal tickets.

***You cannot apply for reduction procedures via online application. Please make sure to apply by phone.**

Reasons for reduction of oversize garbage disposal fees and reduction rates

Reason for reduction	Reduction rate	Required documents
Those affected by natural disasters such as typhoons, heavy rain, earthquakes, and other large-scale disasters	Exemption	"Disaster Certificate" issued by the city and fire department
Those receiving protection under Article 11 of the Public Assistance Act	Exemption	Original Certificate of Eligibility for Public Assistance *In principle, a document issued after the application date is required
Those receiving child-rearing allowances	Exemption	Copy of the Certificate of Child Rearing Allowance (all of the front side) *However, those who are in the process of updating should provide the original Recipient Certificate for the Child Rearing Allowance.
Those who are receiving the special child-rearing allowance.	Exemption	A copy of the special Recipient Certificate for the Child Rearing Allowance (front and address section). *However, those who are in the process of updating should provide the original Recipient Certificate for the Special Child-Rearing Allowance.
Those receiving Old-Age Welfare Pension*	Exemption	A copy of the Certificate of Old Age Welfare Pension.
Those who have suffered from disasters such as fires.	90% reduction	"Disaster Certificate" issued by the fire department
Those who are receiving support benefits for Japanese who remained in China.	Exemption	The original Certificate of Receipt of Support Benefits. *In principle, a document issued after the application date is required

*The old-age welfare pension is a pension provided to those who were already elderly at the time the national pension system was established in April 1961 and could not meet the qualification period for receiving old-age pensions, and is different from the National Pension (Old-age Basic Pension).

Those who are only receiving the National Pension (Old-age Basic Pension) are not eligible for exemption.



Removal of oversize garbage

[Eligible Persons]

- Households consisting only of elderly persons aged 65 and over.
- Households consisting only of persons with physical disabilities.

If you find it difficult to remove oversize garbage by yourself and have no relatives in the city or cannot get help from others, please consult the Operations Section (☎ 03-3892-4671).

[Notes]

- There may be cases where you are deemed ineligible as a result of the consultation.
- There may be cases where we cannot accommodate your desired date and time for pre-inspection and removal.
- If it is determined that removal is impossible as a result of the pre-inspection, then removal cannot be performed.
- You will be informed of the processing fee after the pre-inspection.

Flow until removal



Large amounts of waste generated from moving, etc. (temporary garbage) *Application is required

Waste that is temporarily generated in large quantities from households due to moving or major cleaning is referred to as temporary garbage.

*The amount of waste that can be disposed of by one household at the regular garbage collection point is about three 45-liter bags at a time.



Disposing of large amounts of waste exceeding three bags at the garbage collection point can make garbage collection difficult, so please do not dispose of it at the garbage collection point.

Additionally, disposing of temporary garbage involves a paid application process. When disposing of temporary waste, please consult the Operations Section (☎ 03-3892-4671).

Recyclables
Plastic
Garbage
collection days
P. 1-P. 2

Recyclables
Plastic
How to put out
garbage
P. 3-P. 15

Large amounts of
garbage
Animal carcasses
P. 16

Other recyclable
collection
projects
P. 17-P. 22

Items that cannot
be collected by
the city
P. 23-P. 24

Illegal dumping
Commercial waste
P. 25

Recyclables
Plastic
Garbage
separation
P. 26-P. 32

To reduce waste
P. 33

Response during
disasters and
bad weather
P. 34

Facility guide
and inquiry list
P. 35

Animal carcasses *Application is required

As a general rule, the owner is responsible for handling the remains of animals such as dogs and cats, but the city will collect them in the following cases.

Household pets

The eligible animals are those requested for collection by the owner, weighing less than 25 kg (medium-sized dogs or smaller).

Please contact the Operations Section (☎ 03-3892-4671).

*A fee of 2,600 yen is charged per animal.

*For animals weighing 25 kg or more, we will introduce you to a business contractor.

Remains of an animal whose owner is unknown

If you find the remains of an animal whose owner is unknown, we will handle it free of charge.

Since the contact information varies depending on the location where it was found, please refer to the information below for inquiries.

If you find an animal carcass on a city road, metropolitan road, or national road, please do not touch it as it is dangerous, and contact us with the location where you found it.

Additionally, collection is not allowed on private property. If you have any questions, please contact the Operations Section (☎ 03-3892-4671).

Location found	Contact information	Phone number
Private property	Operations Section, Cleaning and Recycling Promotion Division	☎ 03-3892-4671
City road	Operations Section, Cleaning and Recycling Promotion Division *On nights and holidays, contact the Arakawa City Office	☎ 03-3892-4671 On nights and holidays, call ☎ 03-3802-3111
Metropolitan road	Operations Section, Cleaning and Recycling Promotion Division *On nights and holidays, contact the Tokyo Metropolitan Bureau of Construction Metropolitan Road Management Office	☎ 03-3892-4671 On nights and holidays, call ☎ 03-3343-4061
National road	Tokyo National Road Office Kameari Branch	☎ 03-3600-5541

Other recyclable collection projects

Here we introduce the recyclable collection projects conducted at facilities within the city.

*Some mass retailers may also handle this.

***Items that have been used in households and are no longer needed are eligible.**

Items used for business should be disposed of properly as commercial waste.



Small home appliances

*Please bring these to the collection facility (pp.19-20)

*If you cannot bring them to the collection facility, please dispose of them as **Non-burnable waste**



For more details, please check the QR code above



We are collecting small electronic devices such as mobile phones and digital cameras.

When disposing of these devices, please remove any batteries, etc. and place the small electronic devices for collection in the collection box.

Make sure to remove memory cards and SIM cards.

From the perspective of personal information protection, we cannot return any products placed in the collection box.

Items collected

- Mobile phones (including smartphones and tablets) *Tablet PCs are excluded
- Portable music players
- Digital cameras
- AC adapters
- Portable game consoles
- Portable video cameras
- Portable car navigation devices
- Electronic dictionaries
- Calculators



For small home appliances that do not fall under any of the items collected, please dispose of them as **non-burnable waste** (P.12).

For small rechargeable batteries and built-in products, please refer to the information below.



Small rechargeable batteries and built-in products

*Please bring these to the collection facility (p.19-20)

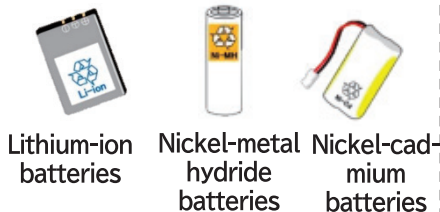
We are collecting small rechargeable batteries that are no longer needed at home, as well as products that contain them. Please place the batteries in the collection box in a depleted state.

For products with removable batteries, please place only the batteries in the collection box, and dispose of the other parts as **non-burnable waste**.

Some facilities also collect swollen batteries.

Items collected

Small rechargeable batteries



Lithium-ion batteries

Nickel-metal hydride batteries

Nickel-cadmium batteries

Products with built-in small rechargeable batteries

* Products 30 cm or less in size that cannot have their batteries removed



Mobile batteries

Heated cigarettes
Electronic cigarettes

Electric shavers

Handheld fans, etc.



For more details, please check the QR code above

Dangerous! Pay attention to disposal guidelines!

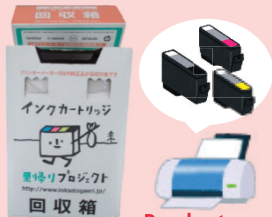
Mobile batteries, heated tobacco, and other electronic devices containing small rechargeable batteries are being discarded as garbage, crushed by cleaning trucks or processing facilities, and catch fire, leading to major accidents. Please do not dispose of small rechargeable batteries, etc., as recyclables, plastics, or garbage.

Ink cartridges

*Please bring these to the collection facility (p.19-20)
 *If you cannot bring them to the collection facility, please dispose of them as **burnable waste**.



For more details, please check the QR code above



We are collecting used ink cartridges from printers that are no longer needed at home.
 [Eligible manufacturers (genuine products)]

- Brother ● Canon ● Epson
- Hewlett-Packard

Products and toner cartridges from manufacturers other than the above four companies cannot be collected.

Recyclables
 Plastic
 Garbage
 collection days
 P.1-P.2

Recyclables
 Plastic
 How to put out
 garbage
 P.3-P.15

Large amounts of
 garbage
 Animal carcasses
 P.16

Other recyclable
 collection
 projects
 P.17-P.22

Items that cannot
 be collected by
 the city
 P.23-P.24

Illegal dumping
 Commercial waste
 P.25

Recyclables
 Plastic
 Garbage
 separation
 P.26-P.32

To reduce waste
 P.33

Response during
 disasters and
 bad weather
 P.34

Facility guide
 and inquiry list
 P.35

Fluorescent tube

*Please bring these to the collection facility (p.19-20)
 *If you cannot bring them to the collection facility, please dispose of them as **Non-burnable waste**



For more details, please check the QR code above



Please place the fluorescent tubes that are no longer needed at home in their original box or similar to ensure they do not break, and bring them to the collection box.

If you do not have a box for the fluorescent tubes, please wrap them in newspaper or similar material.

***LED bulbs and incandescent bulbs are considered non-burnable waste.**
***Broken fluorescent tubes should be placed in a bag labeled "キケン" ("Danger" in Japanese) and disposed of as non-burnable waste.**

Mercury thermometers, mercury sphygmomanometers

*Please bring these to the collection facility (p.19-20)
 *If you cannot bring them to the collection facility, please dispose of them as **Non-burnable waste**



For more details, please check the QR code above



For mercury thermometers and sphygmomanometers that are no longer needed at home, please place them in their original case or similar container, **ensuring they are not broken** and bring them to the collection box. If you do not have a case, please wrap them in paper or similar material.

***Mercury-free electronic thermometers and alcohol thermometers are classified as non-burnable waste.**

Waste cooking oil

*Please bring these to the collection facility (pp.19-20)
 *If you cannot bring oil to the collection facility, please soak it in cloth or solidify it and dispose of it as **burnable waste**.

Please bring the oil used for frying and expired oil in a sealed container, such as a bottle or PET bottle, **ensuring it does not spill**, and place it in the collection box. The type of oil that is **eligible for collection is plant-based cooking oil**. Animal-based cooking oils like lard cannot be collected, so please dispose of such oils as **burnable waste**.



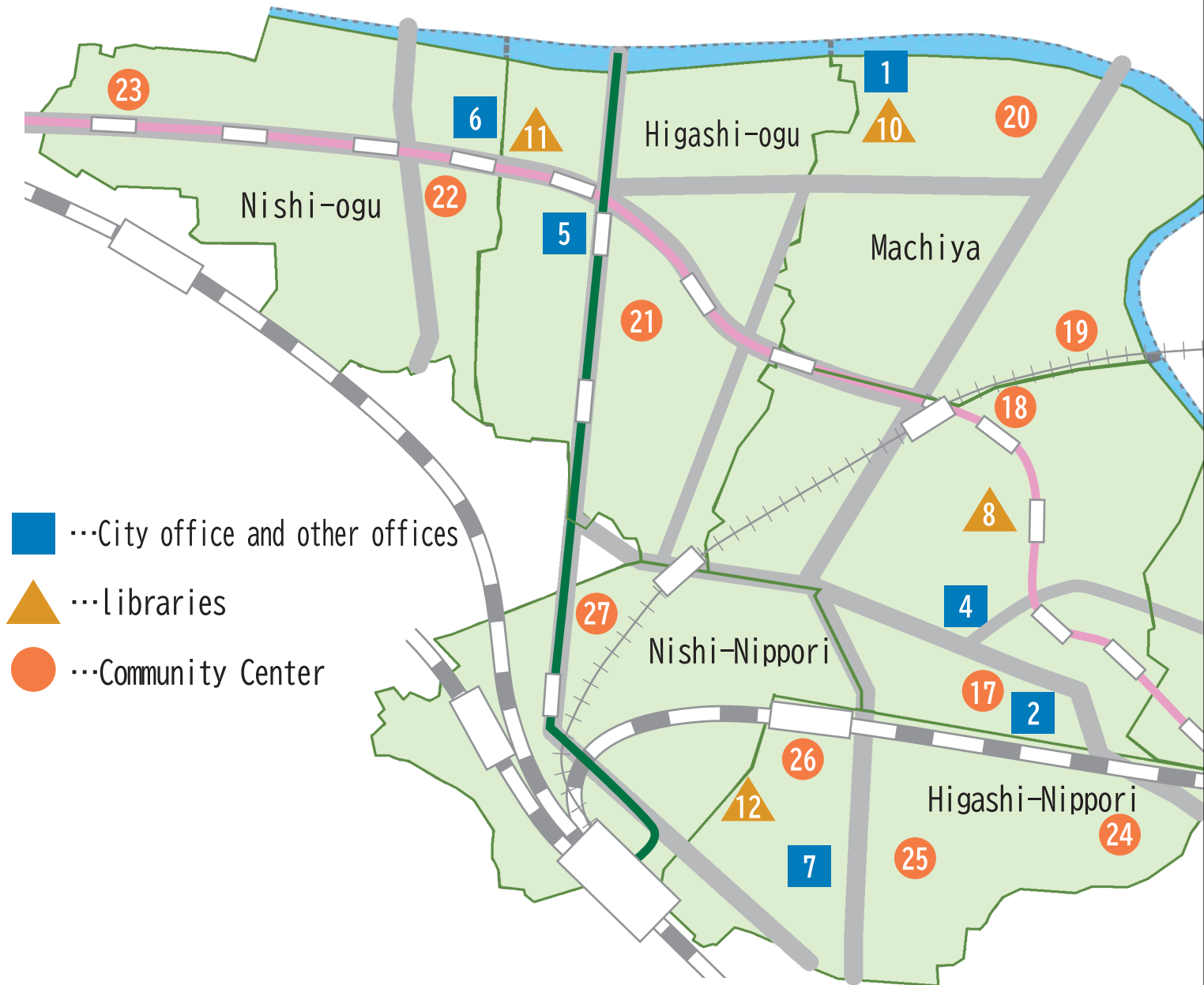
For more details, please check the QR code above



The city participates in the "FRY to FLY Project," which recycles waste cooking oil into aviation fuel.



List of recyclable collection sites at



Number	Facility name	Small home appliances	Small rechargeable batteries	Ink cartridges	Fluorescent tube	Mercury thermometers, etc.	Waste cooking oil
8	Yui no Mori Arakawa	○	○ *3	○	○	—	○
9	Minami-Senju Library	—	—	○	○	○	○
10	Machiya Library	—	—	○	○	○	○
11	Ogu Library	—	—	○	○	○	○
12	Nippori Library	—	—	○	○	○	○

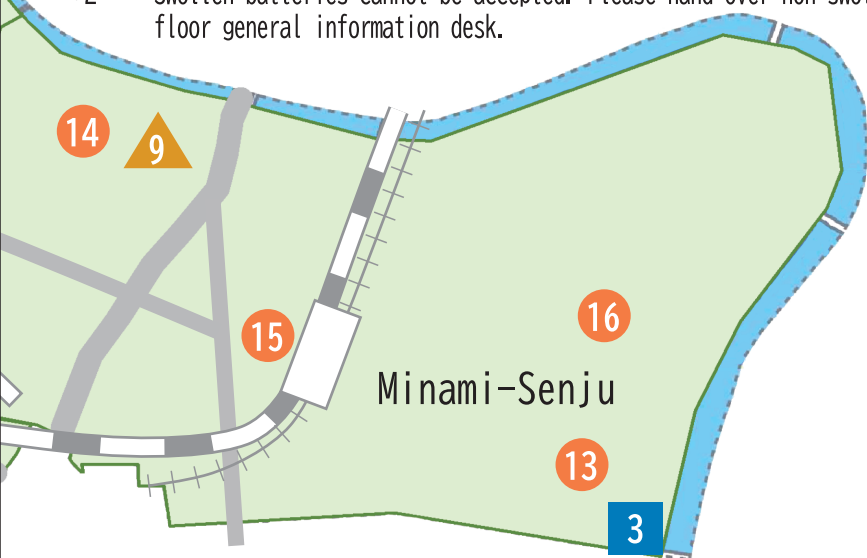
*3 Swollen batteries cannot be accepted. Please hand over non-swollen batteries to the staff at the 1st floor general counter.

*4 Swollen batteries cannot be accepted. Please hand over non-swollen batteries to the facility staff.

city facilities (base collection).

Number	Facility name	Small home appliances	Small rechargeable batteries	Ink cartridges	Fluorescent tube	Mercury thermometers, etc.	Waste cooking oil
1	Cleaning and Recycling Office	—	○ *1	○	○	○	○
2	Arakawa Eco Center	○	○ *1	○	○	○	○
3	Arakawa Recycling Center	○	○ *1	○	○	○	○
4	Arakawa Ward Office Main Building	○	○ *2	○	—	—	○
5	Act 21	○	—	○	—	—	—
6	Ogu Community Office	—	—	—	○	○	○
7	Nippori Community Office	—	—	—	○	○	○

- *1 Please hand over swollen batteries to the staff.
 • 2nd floor of the Cleaning Recycling Office and 3rd floor of the Arakawa Eco Center
 • 2nd floor of the Arakawa Recycling Center
- *2 Swollen batteries cannot be accepted. Please hand over non-swollen batteries to the staff at the 1st floor general information desk.



Number	Facility name	Small home appliances	Small rechargeable batteries	Ink cartridges	Fluorescent tube	Mercury thermometers, etc.	Waste cooking oil
13	Ishihama Community Center	○	○ *4	○	—	—	—
14	Minami-Senju Community Center	○	○ *4	○	—	—	—
15	Minami-Senju Station Front Community Center	○	○ *4	○	—	—	—
16	Shioiri Community Center	○	○ *4	○	—	—	—
17	Haketa Community Center	○	○ *4	○	—	—	—
18	Arakawa Yamabuki Community Center	○	○ *4	○	—	—	—
19	Machiya Community Center	○	○ *4	○	—	—	○
20	Arakida Community Center	○	○ *4	○	—	—	○
21	Higashi-ogu Honcho Community Center	○	○ *4	○	—	—	○
22	Ogu Community Center	○	○ *4	○	—	—	○
23	Nishi-ogu Honcho Community Center	○	○ *4	○	—	—	○
24	Higashi-Nippori Community Center	○	○ *4	○	—	—	○
25	Yuyake Koyake Community Center	○	○ *4	○	—	—	○
26	Higurashi Community Center	○	○ *4	○	—	—	○
27	Nishi-Nippori Community Center	○	○ *4	○	—	—	—

Recyclables
Plastic
Garbage
collection days
P.1-P.2

Recyclables
Plastic
How to put out
garbage
P.3-P.15

Large amounts of
garbage
Animal carcasses
P.16

Other recyclable
collection
projects
P.17-P.22

Items that cannot
be collected by
the city
P.23-P.24

Illegal dumping
Commercial waste
P.25

Recyclables
Plastic
Garbage
separation
P.26-P.32

To reduce waste
P.33

Response during
disasters and
bad weather
P.34

Facility guide
and inquiry list
P.35

Promotion of Food Loss Reduction

"Food loss" refers to food that is still edible but is discarded due to expiration dates or being leftovers. The city is implementing the "Arakawa Mottainai Action Plan" to reduce food loss.



For more details, please check the QR code on the left

As a main activity, we are developing "Ah! Mottainai Cooperation Stores" in collaboration with businesses operating restaurants and retailers in the city.

Ah! Mottainai Cooperation Stores


In cooperation with businesses operating restaurants and retailers in the city, we are responding to customers who wish to adjust quantities to reduce leftovers, providing food items through individual sales, discounting food nearing expiration dates, and implementing initiatives to avoid wasting ingredients. Please visit the city's website for information on how to search for stores and register with partner stores.



Food Sharing

Food sharing is a system that reduces food waste by introducing and providing guidance on products that would otherwise be discarded to those in need.

Arakawa City has signed a partnership agreement with Cook Cooking Co., Ltd., which operates the food sharing service "TABETE," to work on reducing food waste.



What is "TABETE"?

It is a service that allows you to purchase food from stores that have to be thrown away even though it is still edible, through an app, in a delicious and affordable way.



30-10

Using the key phrase "30-10," let's finish food while it's still delicious!

● 30-10 at home

On the 30th of every month, let's check the food ingredients at home for 10 minutes.

Sometimes food can go uneaten past its expiration date due to overbuying. Check the food you have at home and prioritize using items that are close to their expiration date.

● 30-10 at parties

After starting, set aside time to eat at your seat for 30 minutes and 10 minutes before finishing the party to avoid leftovers.



Food Drive

A food drive is an activity where people bring in canned goods and other food items that are not being used at home to provide to organizations and individuals who have difficulty securing food.

The city provides these to welfare-related organizations, including Children's Cafeterias in the city, through the Arakawa City Social Welfare Council. We look forward to your cooperation.

Eligible foods



- Rice (harvested in Japan within the last two years)
- Food that is unopened and has a shelf life of more than two months (for example: canned goods, retort foods, snacks, seasonings, beverages (including alcohol))



Excluded foods

Fresh foods,
refrigerated foods, frozen foods

Food drive reception desk

- Cleaning and Recycling Office, 2nd floor
- 2nd floor of the Arakawa Recycling Center
- 3rd floor of the Arakawa Eco Center
- Yui no Mori Arakawa, 1st floor, general counter
- General Incorporated Association, Children's Village Hot Station
- Community centers
- City libraries
- Library service station
- Gender Equality Promotion Center (Act 21)
- Arakawa City Social Welfare Council

Medium-sized home appliances

*Application is required in advance
*If you cannot bring them in, please dispose of them as **Oversize garbage**

If you bring in home appliances used at home to the Cleaning and Recycling Office or Arakawa Recycling Center, they will be collected for free as recyclables. **When bringing in items, please be sure to apply by the day before.**



Eligible home appliances

- Home appliances whose longest side **is generally 50cm or shorter, with an electric cord**
- *There are also **excluded home appliances** such as instruments, furniture like kotatsu, products using kerosene, and rechargeable home appliances.

[Examples of home appliances that can be brought in]



For applications

Please apply by phone in advance and bring it to the designated location. (You cannot bring it in on the same day as the application)

Management Planning Section (☎ 03-5692-6690) Excluding the year-end and New Year holidays, from 8:30 AM to 5:00 PM

Note that you can bring in up to 5 home appliances at a time, and up to 3 times per household within the fiscal year.

Drop-off location [Reservation required]

- Cleaning Recycling Office [Location is No. 1 on pp.19-20]
- Arakawa Recycling Center [Location is No. 3 on pp.19-20]
- *Please bring identification such as a driver's license for verification when bringing in items.

Recyclables
Plastic
Garbage
collection days
P.1-P.2

Recyclables
Plastic
How to put out
garbage
P.3-P.15

Large amounts of
garbage
Animal carcasses
P.16

Other recyclable
collection
projects
P.17-P.22

Items that cannot
be collected by
the city
P.23-P.24

Illegal dumping
Commercial waste
P.25

Recyclables
Plastic
Garbage
separation
P.26-P.32

To reduce waste
P.33

Response during
disasters and
bad weather
P.34

Facility guide
and inquiry list
P.35

Items that cannot be collected by the city



Items that cannot be collected

- ◎ Please request collection from the store of purchase or a specialized disposal company for the following items.
- ◎ If you do not know whom to contact, please consult the Operations Section (☎ 03-3892-4671).



Fire extinguisher



Infectious waste
*Used syringe should be returned to the pharmacy that prescribed it



Chemical (pesticide, etc.)



Fireproof safe



Piano



Automobile



Motorcycle



Tire



Battery



Petroleum product (gasoline, etc.)



Paint



Block, sandbag, soil or sand



Gas cylinder



Building material



Air conditioner



Television



Refrigerator



Washing machine



Personal computer

For details, please check p. 24

Gas cylinder



For high-pressure gas containers such as propane gas, oxygen, and acetylene, please contact the seller or the owner listed on the container to request collection.

High-pressure gas containers cannot be collected by the city. Be sure to request collection from a specialized contractor.

Soil or sand, blocks, sandbags



Soil (including gardening soil), stones, sand, bricks, and blocks are difficult to process and cannot be collected by the city.

To dispose of these items, please request collection from the store where you purchased them or a specialized contractor.

Illegal dumping is a crime!

Throwing away oversized garbage or household garbage on roads, vacant lots, parks, etc. is considered illegal dumping and may result in imprisonment for up to 5 years or a fine of up to 10 million yen, or both.

Four types of household electrical appliances

The following four items have prescribed disposal methods by law.

In case of replacement, please request disposal from the store where you purchased the replacement item. In case of disposal only, please request disposal from the store where you purchased the product to be discarded (for a fee).

If you are unsure of which store to ask, please contact the Home Appliance Recycling Reception Center.



Air conditioner



Television



Refrigerator, freezer,
cold storage, warm storage



Washing machine
Clothes dryer

[Home Appliance Recycling Reception Center]

☎ 0570-087200

*Excluding Saturdays, Sundays, public holidays, and year-end and New Year holidays

9:00 AM to 5:00 PM



For more details,
please check the QR
code on the left.

Personal computer

● Collection by manufacturer

For computers, please apply to each manufacturer for collection.

Products sold after October 1, 2003 with the "PC Recycling Mark" affixed have a collection and recycling fee added to the sales price, so they will be collected for free.

Items purchased before September 2003 (without the mark) require a collection and recycling fee.



リサイクル

PC Recycling Mark



PC3R Promotion Association

☎ 03-5282-7685

*Excluding Saturdays, Sundays, public holidays, summer holidays, and the year-end and New Year holidays

10:00 AM to 5:00 PM



For details on collection by
manufacturers, please check
the QR code on the left.

● Collection by courier service

Courier collection by nationally certified contractors under the Act on Promotion of Recycling of Small Waste Electrical and Electronic Equipment is also available (for a fee).

If the package includes the computer itself, the collection fee for one box is waived. Peripheral devices such as printers can also be collected together with the computer. Data erasure services for personal information are also available. *1 box = total of three sides within 140 cm or less, weight 20 kg or less

For fees and details, please contact the vendor using the information below.

RenetJapanRecycle, Inc.

☎ 0570-085-800

*Monday to Friday 10:00 AM to 6:00 PM
Saturday, Sunday, and public holidays 10:00 AM to 5:00 PM



For details on collection
by courier, please check
the QR code on the left.

Recyclables
Plastic
Garbage
collection days
P.1-P.2

Recyclables
Plastic
How to put out
garbage
P.3-P.15

Large amounts of
garbage
Animal carcasses
P.16

Other recyclable
collection
projects
P.17-P.22

Items that cannot
be collected by
the city
P.23-P.24

Illegal dumping
Commercial waste
P.25

Recyclables
Plastic
Garbage
separation
P.26-P.32

To reduce waste
P.33

Response during
disasters and
bad weather
P.34

Facility guide
and inquiry list
P.35

Illegal dumping, commercial waste

When you discover illegal dumping

Please call us if you discover illegal dumping. The contact number varies depending on the location of the illegal dumping.

Illegal dumping location	Contact information	Phone number
Garbage collection point	Operations Section, Cleaning and Recycling Promotion Division	☎ 03-3892-4671
Recyclable collection site	Awareness/Education Section, Cleaning and Recycling Promotion Division	☎ 03-5692-6697
Private land (including private roads)	Please contact the police station (dial 110).	
City road	Occupancy Section, Civil Engineering Management Division	☎ 03-3802-4872
Metropolitan Roads (Meiji-dori Ave, Ogubashi-dori Ave, Otakebashi-dori Ave, Odai-dori Street, Dokanyama-dori Street, etc.)	Tokyo Metropolitan Sixth Construction Office	☎ 03-3882-1264
National Road (Nikko Kaido)	Tokyo National Road Office Kameari Branch	☎ 03-3600-5541
Public park	Maintenance Green Section, Civil Engineering Management Division	☎ 03-3802-4482
Oguno Hara Park	Oguno Hara Park Service Center	☎ 03-3819-8838
Shioiri Park	Shioiri Park Service Center	☎ 03-3807-5181

*Illegal dumping on private property cannot be addressed by the municipal government. Please contact the police station first.

Commercial recyclables and waste

Waste generated from the activities of businesses such as shops, companies, and restaurants **must be properly disposed of at the responsibility of the business operator.** If you cannot dispose of it yourself, you can either commission a waste disposal contractor, or for about three 45-liter bags at a time, use the city's 'commercial garbage disposal ticket' for collection and processing by the city. **(Tickets other than Arakawa City's garbage disposal tickets cannot be used.** Please purchase garbage disposal tickets at convenience stores within Arakawa City.)

When using city collection

To register for collection of recyclables, **it is necessary to contact the Operations Section (☎ 03-3892-4671) in advance.**

For other inquiries or details, please contact the Operations Section.

● How to put out commercial waste

When disposing of garbage at a garbage collection point, please separate items according to the city's methods for burnable and non-burnable waste.

For garbage disposal tickets, if you are using a container, please affix a ticket that corresponds to the amount of waste inside. If you are using a bag, affix a ticket that corresponds to the bag's capacity in a visible location.

How to put out commercial waste (examples)



● How to dispose of commercial recyclables

*Recyclable collection is by registration only

Type of recyclable	Corresponding garbage disposal tickets
Bottles, cans, and PET bottles	Affix a garbage disposal ticket according to the bag's capacity
Newspapers and magazines	Affix a garbage disposal ticket for every 10 liters at the top for every 10 cm in height
Cardboard	Affix a garbage disposal ticket for every 10 liters at the top for every 2 cardboard sheets

List of recyclable, plastic, and garbage separation

Burnable ...Burnable waste

Non-burnable ...Non-burnable waste

Recyclables ...Recyclables

Oversized ...Oversize garbage

Plastic ...Plastic

Other ...garbage that cannot be processed in the city

Item name		Separation	Disposal methods and precautions
Iron		Non-burnable	Items that exceed 30 cm on any side are considered oversized garbage.
Ironing board		Oversized	
Oil (for machinery)		Other	Please contact a specialized contractor.
Oil (edible)	Vegetable-based	Burnable	Soak cooking oil in paper or cloth or use coagulant to solidify it Also collected as waste cooking oil. For details, see p. 18
	Animal-based	Burnable	
Aluminum foil		Non-burnable	
Antenna (BS/CS antennas, etc.)		Oversized	
Clothing case (clothes, fancy cases, etc.)		Oversized	
Chair (other than sofas)		Oversized	Ottoman, stool, baby chair, etc.
Boards Bamboo, wooden, plywood boards, etc. (excluding glass and iron plates)	30 cm or less	Burnable	Please be sure to remove nails. (Note that furniture, etc. are still considered oversized garbage even if disassembled)
	Exceeding 30cm	Oversized	
Boards Made of plastic (excluding glass and metal sheets)	30 cm or less	Plastic	
	Exceeding 30cm	Oversized	
Unicycle		Oversized	
Medical waste (home use)	Tube Syringe Absorbent cotton Gauze, etc.	Burnable	For items like CAPD bags, please flush the remaining contents down the drain for proper disposal. Please wrap absorbent cotton and similar items in paper or other materials so they are not visible from the outside. For paper diapers, please remove any solid matter.
	Empty glass bottles	Non-burnable	
	Needles	Other	
Clothing		Burnable	Items that are dirty should be disposed of as burnable waste. These are also collected as recyclables. For details, see p. 8
Clothes dryer		Other	Please contact the retailer. For details, see p. 24
Various flammable materials		Other	Please contact a specialized contractor.
Ink cartridges		Burnable	These are also collected as recyclables. For details, see p. 18
Potted plant and plant pot	Made of plastic	Plastic	
	Unglazed and ceramic items	Non-burnable	*Please remove any clay. For disposal methods of clay, please consult your retailer or a specialized contractor.
	Exceeding 30cm	Oversized	
Washlet (simple toilet seat)		Oversized	
Wood carpet		Oversized	Please cut into pieces of 180 cm in length or shorter.
Air conditioner		Other	Please contact the retailer. For details, see p. 24

Recyclables
Plastic
Garbage
collection days
P. 1-P. 2

Recyclables
Plastic
How to put out
garbage
P. 3-P. 15

Large amounts of
garbage
Animal carcasses
P. 16

Other recyclable
collection
projects
P. 17-P. 22

Items that cannot
be collected by
the city
P. 23-P. 24

Illegal dumping
Commercial waste
P. 25

Recyclables
Plastic
Garbage
separation
P. 26-P. 32

To reduce waste
P. 33

Response during
disasters and
bad weather
P. 34

Facility guide
and inquiry list
P. 35

	Item name	Separation	Disposal methods and precautions	
	AC adapter	Non-burnable	These are also collected as recyclables. For details, see p. 17	
	Extension cord	Non-burnable		
	Oil heater	Oversized		
	Motorcycle	Other	Please contact a specialized contractor.	
	Oven	Oversized		
	Toy	Made of paper or wood	Burnable	
		Made of plastic	Plastic	Limited to items made entirely of plastic. If there are parts made of metal or other materials, it is burnable waste.
		Made of metal	Non-burnable	
		Exceeding 30cm	Oversized	
	Diaper	Burnable	Please remove any solid waste from both paper and cloth products.	
	Thermometer	Non-burnable	Mercury thermometers are also collected at each facility. For details, see p. 18	
	Hot air heater (electric hot air heater)	Oversized		
	Curtain	Oversized	These are also collected as recyclables. For details, see p. 8	
	Curtain rails	Oversized	Please cut into pieces of 180 cm in length or shorter. If you cannot cut it, please contact the Operations Section (03-3892-4671).	
	Carpet	Oversized		
	Disposable body warming patches	Non-burnable		
	Mirror and standing mirror	30 cm or less	Non-burnable	Wrap in newspaper or similar material, and label as "危険" (dangerous in Japanese).
		Exceeding 30cm	Oversized	Wrap in newspaper or similar material, and label as "危険" (dangerous in Japanese).
	Study desk	Oversized		
	Umbrella	Non-burnable	Up to 10 at a time. Please bundle umbrellas and dispose of them.	
	Humidifier	Oversized	Items with a maximum side of 30 cm or less are considered non-burnable waste.	
	Gas table (gas stove)	Oversized		
	Cassette stove	Oversized	Make sure to remove the cassette cartridge. Items with a maximum side of 30 cm or less are considered non-burnable waste.	
	Cassette cartridge	Non-burnable	Make sure to use up the contents completely, place in a separate bag, and label as "危険" (dangerous in Japanese). Please do not puncture these items as they are dangerous. If there is a large amount of contents, please contact the Operations Section (03-3892-4671).	
	Gasoline	Other	Please contact a specialized contractor.	
	Bag	30 cm or less	Burnable	Please remove as many metal parts as possible before disposal. Please dispose of the removed metal parts as non-burnable waste.
		Exceeding 30cm	Oversized	
	Razor	Non-burnable	Wrap in newspaper or similar material, and label as "危険" (dangerous in Japanese).	
	Paper cartons	Milk carton	Recyclables	Wash, cut open, and tie with string before disposal.
		Alcohol (those with a silver back)	Burnable	
	Camera	Non-burnable	Digital cameras are also collected as recyclables. For details, see p. 17	
	Color box	Oversized	This is case furniture. Please measure the size and apply for oversize garbage disposal.	
	Glass products (bottles)	Dish, cup, vase, etc.	Non-burnable	Wrap broken items in newspaper, and label as "危険" (dangerous in Japanese). Items that exceed 30 cm on any side are considered oversized garbage.
		Bottle containers for food and beverages	Recyclables	Please rinse lightly and put it in the collection container. *Please dispose of bottles for cooking oil (such as salad oil) as non-burnable waste.

Item name		Separation	Disposal methods and precautions
Glass sheets (a bundle)		Oversized	Wrap in newspaper or similar material, and label as "危険" (dangerous in Japanese).
Leather products (including synthetic leather)		Burnable	Items that exceed 30 cm on any side are considered oversized garbage.
Can	Food and drink can Can (for canned food)	Recyclables	Please rinse lightly and put it in the container.
	Can (for sweets) Tea can	Recyclables	
	Oil can	Non-burnable	Please dispose of these as non-burnable waste. Please empty the contents.
	Spray can	Non-burnable	After using up the contents, put the can in a transparent bag and label it "危険" (dangerous in Japanese) Please do not puncture these items as they are dangerous. If there is a large amount of material inside, please contact the Operations Section (03-3892-4671).
	Rusty can	Non-burnable	Please dispose of these as non-burnable waste. Please empty the contents.
	The above can Excluding drum can	Oversized	Kerosene cans, eighteen-liter metal drums, etc. (Please make sure they are empty).
Ventilation fan		Oversized	
Dryer	For clothing	Other	Please contact the retailer. For details, see p. 24
	For dish	Oversized	
	For futon	Oversized	
Desiccant		Burnable	
Keyboard (for computer)		Non-burnable	Items that exceed 30 cm on any side are considered oversized garbage.
Wood chips and branches		Burnable	Please cut wood into pieces of 50 cm or less in length and bundle within 30 cm in diameter for disposal. For pieces longer than 50 cm, please contact the Operations Section (03-3892-4671).
Guitar		Oversized	
Cabinet		Oversized	This is case furniture. Please measure the size and apply for oversize garbage disposal.
Safe	Handbag	Non-burnable	Items that exceed 30 cm on any side are considered oversized garbage.
	Fireproof safe	Other	Please contact a specialized contractor.
Air pump		Oversized	
Air purifier		Oversized	Items with a maximum side of 30 cm or less are considered non-burnable waste.
Cooler box	30 cm or less	Burnable	If most of it is made of metal, please dispose of it as non-burnable waste.
	Exceeding 30cm	Oversized	
Cushion		Burnable	Items that exceed 30 cm on any side are considered oversized garbage.
Fluorescent tube		Non-burnable	Please put it in a box or other package that it was in at the time of purchase to prevent breakage. These are also collected as recyclables. For details, see p. 18
Diatomaceous earth		Other	Items less than 30 cm on any side should be disposed of as non-burnable waste, while items exceeding 30 cm on any size should be disposed of as oversize garbage. For items subject to recall, please contact the respective manufacturer or seller. If you do not know the manufacturer or seller, please contact the Operations Section (03-3892-4671).
Portable music players		Non-burnable	These are also collected as recyclables. For details, see p.17
Mobile phone (smartphone)		Non-burnable	These are also collected as recyclables. For details, see p.17
Game console	30 cm or less	Non-burnable	Portable game consoles are also collected as recyclables. For details, see p. 17
	Exceeding 30cm	Oversized	
Shoe cabinet		Oversized	This is case furniture. Please measure the size and apply for oversize garbage disposal.

Recyclables
Plastic
Garbage
collection days
P.1-P.2

Recyclables
Plastic
How to put out
garbage
P.3-P.15

Large amounts of
garbage
Animal carcasses
P.16

Other recyclable
collection
projects
P.17-P.22

Items that cannot
be collected by
the city
P.23-P.24

Illegal dumping
Commercial waste
P.25

Recyclables
Plastic
Garbage
separation
P.26-P.32

To reduce waste
P.33

Response during
disasters and
bad weather
P.34

Facility guide
and inquiry list
P.35

Item name		Separation	Disposal methods and precautions
Sphygmomanometer		Non-burnable	Mercury sphygmomanometers are also collected at each facility. For details, see p. 18
Kotatsu		Oversized	
Surfboard		Oversized	Please cut into pieces of 180 cm in length or shorter. If you cannot cut it, please contact the Operations Section (03-3892-4671).
Zaisu (Japanese-style chair)		Oversized	
Zabuton (Japanese cushion)		Oversized	You can bundle up to five pieces per bundle as one set. Please bundle them together for disposal.
Tricycle (for children)		Oversized	
CD, DVD, etc.	Disk Lyric card, etc.	Burnable	
	Case	Plastic	Please remove paper and other materials from the case.
CD player (radio cassette)		Oversized	Items with a maximum side of 30 cm or less are considered non-burnable waste.
Shaver		Non-burnable	Also collected as small rechargeable battery products. For details, see p. 17
Floor covering, heated carpet		Oversized	
Magnet		Non-burnable	Items that exceed 30 cm on any side are considered oversized garbage.
Bicycle		Oversized	Includes adult tricycles. For electric bicycles, please remove the battery. For battery disposal methods, please contact the Operations Section (03-3892-4671).
Carpet		Oversized	
Fire extinguisher		Other	Please contact a specialized contractor.
Lighting fixture	30 cm or less	Non-burnable	
	Exceeding 30cm	Oversized	
Food tray	Made of plastic	Plastic	
	Made of styrofoam	Recyclables	Please wash with water and place in the collection net. For details, see p. 7
Dishes	Thursday	Burnable	
	Glass Ceramics Made of metal	Non-burnable	Wrap in newspaper or similar material, and label as "危険" (dangerous in Japanese).
Dish cabinet		Oversized	This is case furniture. Please measure the size and apply for oversize garbage disposal.
Water bottle	Made of plastic	Plastic	
	Made of metal	Non-burnable	
Suitcase (carry bag)		Oversized	
Stove (including fan heater)		Oversized	Please remove any kerosene and batteries. For disposal methods of kerosene and batteries, please contact the Operations Section (03-3892-4671).
Speaker		Oversized	Items with a maximum side of 30 cm or less are considered non-burnable waste.
Smartphone		Non-burnable	These are also collected as recyclables. For details, see p. 17
Oil stove / fan heater		Oversized	Please remove any kerosene and batteries. For disposal methods of kerosene and batteries, please contact the Operations Section (03-3892-4671).
Washing machine		Other	Please contact the retailer. For details, see p. 24
Fan		Oversized	
Vacuum cleaner		Oversized	
Sofa		Oversized	
Thermometer		Non-burnable	Mercury thermometers are also collected at each facility. For details, see p. 18
Heat-resistant glass products		Non-burnable	Wrap in newspaper or similar material, and label as "危険" (dangerous in Japanese).
Tatami mats		Oversized	Excludes waste generated due to building demolition or reconstruction, etc.

Item name		Separation	Disposal methods and precautions
Building materials (screen doors, shoji, fusuma, etc.)		Oversized	
Dressers		Oversized	This is case furniture. Please measure the size and apply for oversize garbage disposal.
Cardboard		Recyclables	Please tie cardboard together with a string and put it out as a bundle. For details, see p. 5
Child seat		Oversized	Including junior seats and baby seats.
Cooking utensils (kitchen supplies)	Made of wood	Burnable	Cooking chopsticks, ladles, spatulas, cutting boards, bowls, strainers, storage containers and so on
	Made of plastic	Plastic	
	Made of glass, metal, and ceramic	Non-burnable	Home appliances such as mixers and rice cookers, and large equipment like racks
	Exceeding 30cm	Oversized	
Desk		Oversized	
Soil		Other	Please consult with a retailer or a specialized contractor for collection.
Table		Oversized	
Television (CRT, LCD, Plasma)		Other	Please contact the retailer. For details, see p. 24
Microwave		Oversized	
Battery	Dry cell battery (Mercury-free)	Non-burnable	Alkaline batteries, manganese batteries, coin-type lithium batteries (Lithium primary batteries), etc. For details, see p. 13 Please isolate by attaching tape or similar to both poles and then put them out for disposal.
	Dry cell battery (Containing mercury) rechargeable battery	Other	Button batteries, small rechargeable batteries, and products with built-in small rechargeable batteries (Lithium-ion batteries, NiCad batteries, nickel-metal hydride batteries, mobile batteries, etc.). For details, see p. 13 Please isolate by attaching tape or similar to both poles and then put them out for disposal.
	Button battery		
Telephones and fax machines (for home use)		Oversized	Items with a maximum side of 30 cm or less are considered non-burnable waste.
Ceramics		Non-burnable	Wrap in newspaper or similar material, and label as "危険" (dangerous in Japanese).
Kerosene		Other	Please contact a specialized contractor.
Toaster		Oversized	Items with a maximum side of 30 cm or less are considered non-burnable waste.
Hair dryer		Non-burnable	
Coating (such as paint)		Other	Please contact a specialized contractor.
Knives		Non-burnable	Wrap in newspaper or similar material, and label as "危険" (dangerous in Japanese).
Cooking pot	The part excluding the handle being 30 cm or shorter in length	Non-burnable	Pressure cookers, Chinese woks, stock pots, frying pans, and other cooking utensils.
	Exceeding 30cm	Oversized	
Food waste		Burnable	Please drain as much liquid as possible before disposal.
Stuffed animal	Height 30 cm or less	Burnable	
	Height over 30 cm	Oversized	
Cat litter		Burnable	Please remove any solid waste before disposal.
Case furniture		Oversized	Dressers, shoe cabinets, color boxes, cabinets, dish cabinets Shelves, bookshelves, gas stoves, sinks, sideboards, Microwave stands, Buddhist altars, storage sheds, pet houses, wagons, etc.
Scissors		Non-burnable	Wrap in newspaper or similar material, and label as "危険" (dangerous in Japanese).
Computers (including displays)		Other	Please contact each manufacturer and related parties. For details, see p. 24
Car batteries		Other	Please request collection from the retailer.
Pots	Made of wood	Burnable	
	Made of plastic	Plastic	
	Unglazed and ceramic items	Non-burnable	
	Exceeding 30cm	Oversized	

Recyclables
Plastic
Garbage collection days
P.1-P.2

Recyclables
Plastic
How to put out garbage
P.3-P.15

Large amounts of garbage
Animal carcasses
P.16

Other recyclable collection projects
P.17-P.22

Items that cannot be collected by the city
P.23-P.24

Illegal dumping
Commercial waste
P.25

Recyclables
Plastic
Garbage separation
P.26-P.32

To reduce waste
P.33

Response during disasters and bad weather
P.34

Facility guide and inquiry list
P.35

	Item name	Separation	Disposal methods and precautions	
	Styrofoam (packaging material)	Plastic		
	Fireworks (only used ones)	Burnable	Please make sure to soak fireworks in water before disposing of them. For disposal methods, please contact the Operations Section (03-3892-4671).	
	Sharp objects	Non-burnable	Wrap in a case, newspaper, or other material and label it as “危険” (dangerous in Japanese).	
	Needles and wires	Non-burnable	Wrap in newspaper or similar material, bundle it, and ensure the tip does not protrude from the package, then label it as “危険” (dangerous in Japanese).	
	Hanger	Made of wood	Burnable	
		Made of plastic	Plastic	Only items made entirely of plastic are allowed. Items with some metal parts are considered burnable waste.
		Made of metal	Non-burnable	
	Piano	Other	Please contact a specialized contractor.	
	Bean bag	Oversized		
	Video camera	Non-burnable	These are also collected as recyclables. For details, see p. 17	
	Video tapes	Burnable	Includes cassette tapes and similar items.	
	Video deck (DVD player)	Oversized		
	Bottle	Glass drink bottle	Recyclables	Please rinse lightly and put it in the collection container.
		Cooking oil bottle	Non-burnable	Wrap in newspaper or similar material, and label as “危険” (dangerous in Japanese).
		Cosmetic bottle Vases, etc. Broken glass		
	Clothes (apparel)	Burnable	These are also collected as recyclables. For details, see p. 8	
	Futon	Oversized	Includes down comforters, wearable blankets summer blankets, blankets, electric blankets, etc.	
	Futon cover	Burnable	Soiled items are burnable waste. These are also collected as recyclables. For details, see p. 8	
	Frying pan	Non-burnable	Items with a part excluding the handle that exceed 30 cm are oversized garbage.	
	Printer	Oversized		
	Propane gas cylinder	Other	Please contact a specialized contractor.	
	PET bottles	Recyclables	Rinse out the inside and place it in the collection net. Caps and outer labels are plastic.	
	Bed	Oversized		
	Bed mattress (spring mattress, etc.)	Oversized		
	Stroller	Oversized		
	Belt (for pants)	Burnable	Please remove as much metal parts as possible. Please dispose of the removed metal parts as non-burnable waste.	
	Helmet	Oversized	Items that exceed 30 cm on any side are considered burnable waste.	
	Paint	Other	Please contact a specialized contractor.	
	Bento container	Made of paper	Burnable	
		Made of plastic	Plastic	Please rinse off food oils and leftovers lightly with water before disposal.
		Made of metal	Non-burnable	
	Kitchen knives	Non-burnable	Wrap in a case, newspaper, or other material and label it as “危険” (dangerous in Japanese).	
	Hot plate	Oversized		
	Pot (thermos)	Oversized	Items with a maximum side of 30 cm or less are considered non-burnable waste.	
	Baby bottle	Made of plastic	Plastic	Limited to items made entirely of plastic.
		Made of glass	Non-burnable	
	Cold pack	Burnable		
	Bookshelf	Oversized	Please measure the size using case furniture as a reference and apply for oversize garbage disposal.	

Item name		Separation	Disposal methods and precautions
Mouse		Non-burnable	
Pillow	30 cm or less	Burnable	
	Exceeding 30cm	Oversized	
Mattress		Oversized	Includes magnetic mattresses
Cutting board (wooden)		Burnable	Slate and similar materials are non-burnable waste. Items that exceed 30 cm on any side are considered oversized garbage.
Cutting board (plastic)		Plastic	Items that exceed 30 cm on any side are considered oversized garbage.
Nail polish bottle		Non-burnable	Please empty the contents.
Sewing machine		Oversized	Items with a maximum side of 30 cm or less are considered non-burnable waste.
Glasses	Made of plastic	Plastic	Items made entirely of plastic, including lenses. Please dispose of other items as burnable waste.
	Metal and glass	Non-burnable	
Blanket		Oversized	These are also collected as recyclables. For details, see p. 8
Laundry pole		Oversized	Only items under 180 cm in size can be collected. For items over 180 cm in size, please contact the Operations Section (03-3892-4671).
Chemical		Other	Please contact a specialized contractor.
Lighter		Non-burnable	After using up the contents completely, put it in a transparent bag, label it with “危険” (dangerous in Japanese), and then put it out for disposal. If there is a large amount of contents, please contact the Operations Section (03-3892-4671).
Radio		Non-burnable	Items that exceed 30 cm on any side are considered oversized garbage.
Rack		Oversized	Shoe rack, baby rack, magazine rack, etc.
School bag		Burnable	Items that exceed 30 cm on any side are considered oversized garbage.
Backpack		Burnable	
Refrigerators and freezers		Other	Please contact the retailer. For details, see p. 24
Recorder		Oversized	
Vinyl record		Burnable	
Containers for retort food		Plastic	Items marked with a “plastic mark” should be disposed of as plastic. Everything else is burnable waste.
Rope		Burnable	Cut rope into pieces of 30 cm in length or shorter before disposing of it.
Word processor		Oversized	Items with a maximum side of 30 cm or less are considered non-burnable waste.

Recyclables
Plastic
Garbage
collection days
P. 1-P. 2

Recyclables
Plastic
How to put out
garbage
P. 3-P. 15

Large amounts of
garbage
Animal carcasses
P. 16

Other recyclable
collection
projects
P. 17-P. 22

Items that cannot
be collected by
the city
P. 23-P. 24

Illegal dumping
Commercial waste
P. 25

Recyclables
Plastic
Garbage
separation
P. 26-P. 32

To reduce waste
P. 33

Response during
disasters and
bad weather
P. 34

Facility guide
and inquiry list
P. 35

To reduce waste

Sorting is the first step to protecting our precious Earth. To protect the Earth and to avoid wasting limited resources, let's start with what we can do.



What makes up the "burnable waste" of Arakawa City?

The number one item in burnable waste is "food waste"

Among the burnable waste generated from households in Arakawa City, "food waste" accounts for 23%.

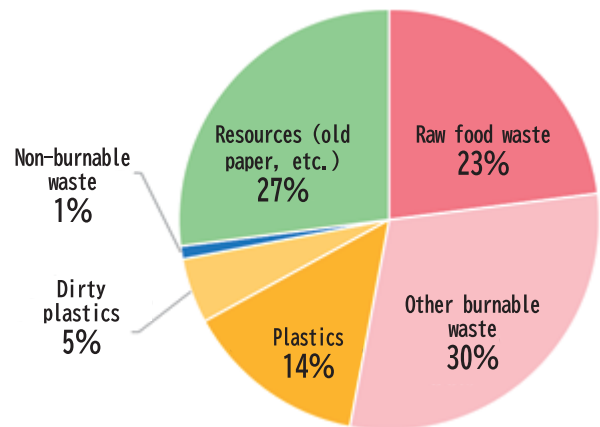
About 80% of food waste is said to be moisture. By simply "squeezing out the water" from food waste before disposal, you can significantly reduce the amount of waste.

Also, among food waste, there are many items that can still be eaten, such as unopened food, which are discarded as "food loss." Let's reduce food loss by being creative, such as not leaving leftovers or buying too much.

The city is also conducting an activity called "Food Drive" where we collect canned goods and other items that are unused at home. We appreciate your co-operation. (For details, see p. 22)

In addition, about 27% of waste contains recyclables. Most of it is recyclable paper resources called "miscellaneous paper" (for details on mixed paper, see p. 6). Please do not throw away miscellaneous paper. Instead, separate it and put it out as recyclables for collection.

If you properly separate recyclables before disposing of waste, you can reduce the cost of waste disposal. We kindly ask for your cooperation.



From the 2023 Arakawa City Waste Composition Survey Report
*Each figure is rounded to the nearest whole number.

Subsidy system for purchasing food waste treatment machines, etc.

[Management Planning Section]
Phone: 03-5692-6690



Please check the QR code on the left for the website.

The city provides partial subsidies for the purchase of home food waste treatment machines, etc., to promote the reduction of food waste.

After confirming the purchase eligibility requirements, make sure to submit the application form and necessary documents to the Management Planning Section **before purchasing**.

*Disposer-type devices (which grind food waste and directly flow into the sewer) are not eligible for subsidies.

For details on application methods and documents, please contact us or check the city's website.



The "3Rs" to reduce waste

Reduce

Reduce items that become waste



- Use a reusable bag instead of a plastic bag.
- Eat all your food, no leftovers.

Reduce

Reuse repeatedly



- Reuse containers.
- Utilize flea markets, etc.

Recycle

Recycle resources



- Sort recyclables.
- Actively use recycled products.

Collection and pickup of recyclables, plastics, and garbage during disasters and bad weather



Recyclables
Plastic
Garbage
collection days
P. 1–P. 2

In the event of building collapses or damage to transportation infrastructure due to major earthquakes or floods, collection and pickup will be suspended.

During strong winds, heavy rain, or heavy snow, the collection and pickup times may change significantly or be suspended depending on the situation.

Recyclables
Plastic
How to put out
garbage
P. 3–P. 15



After a disaster occurs

Since garbage collection hinders rescue and recovery efforts, store your garbage at home until collection and pickup begin.

The resumption of collection and pickup will gradually expand from areas where vehicles can pass.

Notifications about the resumption date will be provided on the city's website, posters, and social media, so please keep garbage at home until collection resumes.



Please check the website, posters, and social media for the date of collection and resumption.

Large amounts of
garbage
Animal carcasses
P. 16

Other recyclable
collection
projects
P. 17–P. 22

Items that cannot
be collected by
the city
P. 23–P. 24

Separate used portable toilets and diapers as “other waste” .

From the perspective of infection prevention and hygiene, please separate used portable toilets and diapers from other waste and place them in a separate bag.

Illegal dumping
Commercial waste
P. 25

Changes in collection times or suspension of collection may occur during strong winds (typhoons, etc.), heavy rain, or heavy snow.



During strong winds, heavy rain, or heavy snow, the collection and pickup times may significantly change or be suspended depending on the situation compared to normal times.

If collection is suspended, we will provide information on the city's website and social media.



There may be differences from the usual collection times.

Recyclables
Plastic
Garbage
separation
P. 26–P. 32

To reduce waste
P. 33

Response during
disasters and
bad weather
P. 34

Criteria for suspension of collection

Service suspension

Planned service suspensions of public transportation such as JR

Emergency Warning

Storm winds of 20 m/s and the issuance of special warnings

If there is danger associated with collection and pickup

Facility guide
and inquiry list
P. 35

If you feel it's dangerous, please put your garbage out on the next collection day

Due to injuries from falls caused by strong winds or icy roads, and the possibility of recyclables, plastics, and waste being blown away by the wind, please keep your garbage at home and put them out on the next collection day.

Recyclables
Plastic
Garbage
collection days
P.1-P.2

Recyclables
Plastic
How to put out
garbage
P.3-P.15

Large amounts of
garbage
Animal carcasses
P.16

Other recyclable
collection
projects
P.17-P.22

Items that cannot
be collected by
the city
P.23-P.24

Illegal dumping
Commercial waste
P.25

Recyclables
Plastic
Garbage
separation
P.26-P.32

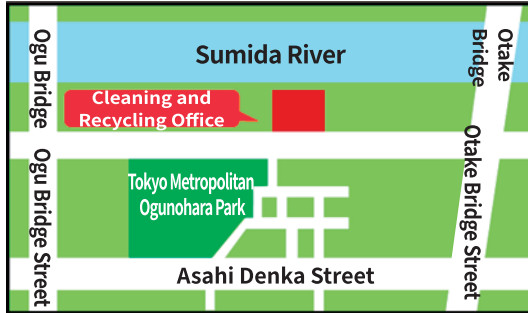
To reduce waste
P.33

Response during
disasters and
bad weather
P.34

Facility guide
and inquiry list
P.35

Facility guide and inquiry list

Cleaning and Recycling Promotion Division Cleaning and Recycling Office



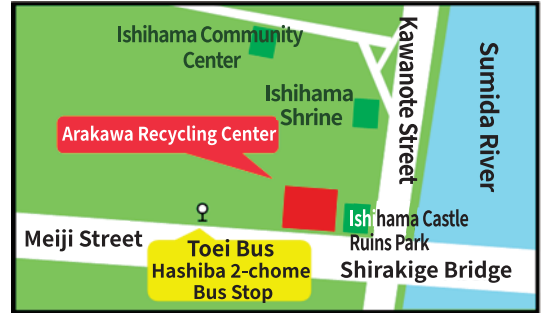
Address: 5-19-1, Machiya, Arakawa-ku
Phone: Inquiries about garbage

[Operations Section] 03-3892-4671

Inquiries about recyclables and plastics
[Awareness/Education Section] 03-5692-6697

Inquiries about subsidies for food waste treatment machines
[Management Planning Section] 03-5692-6690

Arakawa Recycling Center



Address: 3-28-69, Minami-Senju, Arakawa-ku
Phone: 03-3805-9172



[Application for oversize garbage (Oversize
Garbage Reception Center)]

Phone: 03-6420-3353

[Caution!] *Please be careful not to dial the wrong phone number


Online applications can be
made using the QR code on
the right



Other announcements

Please come to borrow bird-proof nets
(crow nets).

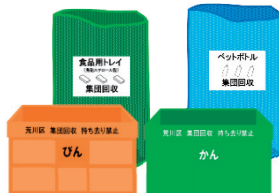
Please apply by phone and come to the
Cleaning and Recycling Office



- Phone: [Operations Section] 03-3892-4671
- Target: Residents within the city who can manage the handling of bird-proof nets
- Cost: Free

Distribution of containers and
nets for recyclables

Please apply by phone and either come to the
Cleaning and Recycling Office or we will deliver
it from our department.



- Phone: [Awareness/Education Section] 03-5692-6697
- Target: Residents in the city who manage recyclable collection bases
- Cost: Free

Please contact us if you discover any unauthorized removal of recyclables or non-burnable waste (metal items).

- Regarding the unauthorized removal of recyclables (cans, etc.) [Awareness/Education Section] ☎ 03-5692-6697
- Regarding unauthorized removal of non-burnable waste (metal items) [Operations Section] ☎ 03-3892-4671

Editing and publication
Cleaning and Recycling Promotion Division, Arakawa Ward Environmental Cleaning Department
2nd floor, Cleaning and Recycling Office, 5-19-1 Machiya, Arakawa City, 116-0001
Phone: 03-5692-6697

February 2026
Registration number (07) 0103



この印刷物は、印刷用の紙へ
リサイクルできます。